



WMF Gold Sponsors

Youth European Championships 2013

Updated: 2013-08-10 08:20

Get new pages automatically

By the decision of the jury, unanimously supported by the opinion of the teams, the final of individual stroke play championships will start at 15:30, to avoid playing in the most severe afternoon heat.



















VERBAL ADMONITIONS

ROUND	LANE	NUM	NAME	NATION	REASON
2	14	136	Ondrej MYSAK	CZE	Time
3	13	115	Carolina LARSSON	SWE	Time
3	15	119	Anna RUMMELIN	GER	Time
4	4	145	Thomas SIEBER	GER	Time
5	18	137	Ondrej SKALLOUD	CZE	Chain calls
5	16	144	Sebastian PIEKORZ	GER	Chain calls
5	1	148	Pascal ZELLER	GER	Chain calls
5	18	162	Miroslav CIBIK	SVK	Misbehaviour
6	14	152	Fábio LIMA	POR	Misbehaviour
7	5	146	Manuel SZABLIKOWSKI	GER	Time
7	7	121	Ema BLAZKOVA	CZE	Time
7	10	122	Alena DOLEZELOVA	CZE	Time
7	13	161	Kiril TARANENKO	RUS	Rules
9	6	158	Yuri GYADUKIAN	RUS	Misbehaviour
9	9	155	Tiago BASTOS	POR	Misbehaviour
10	10	101	Martina DANNER	AUT	Time

Result

[Youth Female](#) | [Youth Male](#) | [Teams - Youth Female](#) | [Teams - Youth Male](#) | [Straight list](#) | [Lane statistics](#) | [Teams statistics](#) | [Most aces in a row](#)

Youth Female



























































Rank	Name	Country	F1	E2	F3	E4	F5	E6	F7	E8	F9	E10	F11	E12	FAvg	EAvg	FSum	ESum	Diff	Tot
1	 Annika Dellmann	 GER	31	24	33	28	34	24	32	27	36	22	35	20	33.5	24.2	201	145	13	346
2	 Karolína Jandová	 CZE	37	25	33	24	30	27	31	28	37	22	39	23	34.5	24.8	207	149	15	356
3	 Martina Danner	 AUT	33	22	34	22	35	27	40	22	35	24	39	24	36.0	23.5	216	141	12	357
4	 Anna Rummelin	 GER	35	25	38	26	33	24	42	25	33	24	31	24	35.3	24.7	212	148	13	360
5	 Lara Jehle	 AUT	40	25	42	24	39	19	39	22	34	21	33	24	37.8	22.5	227	135	15	362
6	 Marielle Svensson	 SWE	38	24	35	25	38	27	33	26	33	25	39	23	36.0	25.0	216	150	10	366
7	 Yulia Korytina	 RUS	36	21	36	26	38	26	34	26	34	24	37	28	35.8	25.2	215	151	11	366
8	 Jennifer Helm	 AUT	37	24	38	26	30	24	38	27	39	24	38	24	36.7	24.8	220	149	12	369
9	 Vanessa Peucker	 GER	37	23	35	25	38	28	42	23	36	21	36	25	37.3	24.2	224	145	14	369

	10	Elisabeth Brandt		SWE	37	25	45	29	29	27	34	24	37	23						36.4	25.6	182	128	22	310
	11	Katharina Benn		GER	41	25	37	25	39	23	38	24	36	27						38.2	24.8	191	124	9	315
	12	Alena Dolezelová		CZE	34	22	38	28	37	25	42	24	43	27						38.8	25.2	194	126	15	320
	13	Carolina Larsson		SWE	35	25	45	31	31	24	33	23	45	28						37.8	26.2	189	131	22	320
	14	Maria Zhidkova		RUS	46	24	42	26	42	24	34	27	35	24						39.8	25.0	199	125	15	324
	15	Jasmin Hansson		SWE	36	24	35	31	34	26	43	24	40	31						37.6	27.2	188	136	16	324
	16	Polina Mogilevskaya		RUS	38	26	34	27	37	31	40	23	44	24						38.6	26.2	193	131	18	324
	17	Laura Fogh		DEN	39	28	40	25	43	26	41	26	35	27						39.6	26.4	198	132	11	330
	18	Nadine Jürgens		SUI	40	23	38	26	34	27	42	29	48	23						40.4	25.6	202	128	20	330
	19	Ema Blazková		CZE	41	29	35	27	35	29	39	31	40	25						38.0	28.2	190	141	12	331
	20	Luísa Lobão		POR	38	26	37	27	48	30	40	36	41	25						40.8	28.8	204	144	22	348
	21	Sabrina Newland		AUT	35	29	38	33	41	26	50	29	54	30						43.6	29.4	218	147	26	365
	22	Ana Lopes		POR	51	27	41	33	46	28	41	36	44	36						44.6	32.0	223	160	19	383
	23	Amara Silva		POR	41	28	50	29	53	31	44	30	45	33						46.6	30.2	233	151	17	384
	24	Tânia Monteiro		POR	36	34	55	30	51	31	53	24	49	38						48.8	31.4	244	157	33	401

[Youth Female](#) | [Youth Male](#) | [Teams - Youth Female](#) | [Teams - Youth Male](#) | [Straight list](#) | [Lane statistics](#) | [Teams statistics](#) | [Most aces in a row](#)

Youth Male







Rank	Name	Country	F1	E2	F3	E4	F5	E6	F7	E8	F9	E10	F11	E12	FAvg	EAv	FSum	ESum	Diff	Tot		
	1	Alexander Dahlstedt		SWE	32	24	31	25	33	23	30	21	29	23	28	22	30.5	23.0	183	138	9	321
	2	Jan Anderegg		SUI	31	21	34	23	31	23	29	22	29	23	33	25	31.2	22.8	187	137	9	324
	3	Marcel Waleska		GER	30	23	38	24	27	25	33	22	27	22	34	23	31.5	23.2	189	139	14	328
	4	Manuel Szablikowski		GER	34	26	34	26	31	22	31	25	29	23	31	21	31.7	23.8	190	143	10	333
	5	Sebastian Piekorz		GER	32	23	34	23	31	24	40	24	33	20	33	19	33.8	22.2	203	133	14	336
	6	Lars Anderegg		SUI	33	22	36	20	31	24	33	22	34	24	36	22	33.8	22.3	203	134	9	337
	7	Sebastian Ekängen		SWE	30	23	34	24	29	24	36	25	32	26	32	22	32.2	24.0	193	144	11	337
	8	Philip Lau		GER	32	23	32	25	31	22	37	24	29	21	38	23	33.2	23.0	199	138	13	337
	9	Juuso Tasku		FIN	30	24	31	22	33	29	31	24	33	23	34	24	32.0	24.3	192	146	11	338
	10	Thomas Sieber		GER	33	25	36	24	36	24	28	21	34	22	34	21	33.5	22.8	201	137	12	338
	11	Beat Wartenweiler		SUI	39	25	33	21	31	22	33	23	34	22	34	23	34.0	22.7	204	136	12	340
	12	Kai Lödning		SUI	31	23	36	25	26	26	36	21	38	22	32	26	33.2	23.8	199	143	17	342
	13	Maximilian Frech		GER	35	22	32	26	37	24	31	24	30	25	38	21	33.8	23.7	203	142	13	345
	14	Pavel Gerza		CZE	29	23	35	24	34	22	31	28	34	26	34	26	32.8	24.8	197	149	12	346
	15	Markus Nilsson		SWE	42	26	30	21	29	23	35	25	31	25		33.4	24.0	167	120	18	287	
	16	Tiago Bastos		POR	40	21	28	27	36	20	33	24	33	23	41	24	35.2	23.2	211	139	20	350
	17	Fabian Spies		AUT	36	28	33	23	35	22	35	24	34	22		34.6	23.8	173	119	9	292	
	18	Marcus Carlsson		SWE	32	23	36	24	34	23	29	27	38	26		33.8	24.6	169	123	13	292	
	19	Matej Novák		CZE	35	29	37	22	30	25	33	25	37	22		34.4	24.6	172	123	14	295	
	20	Philip Leichtfried		AUT	35	29	37	26	39	22	35	25	28	22		34.8	24.8	174	124	18	298	
	21	Luís Silva		POR	33	24	38	26	41	25	36	21	32	24		36.0	24.0	180	120	14	300	
	22	Miroslav Cibik		SVK	42	27	30	26	33	25	37	26	28	26		34.0	26.0	170	130	16	300	
	23	Adam Dolezálek		CZE	41	26	36	19	38	21	34	24	32	30		36.2	24.0	181	120	20	301	
	24	Pascal Zeller		GER	37	26	34	26	36	24	38	26	32	23		35.4	25.0	177	125	9	302	
	25	Sergei Alekseenko		RUS	35	23	34	22	36	27	35	25	40	25		36.0	24.4	180	122	11	302	
	26	Radovan Struhár		SVK	39	25	35	25	33	25	33	22	36	29		35.2	25.2	176	126	13	302	
	27	Kirill Taranenko		RUS	40	22	33	24	35	27	42	25	34	21		36.8	23.8	184	119	15	303	
	28	Julian Weibold		AUT	32	23	46	25	31	26	40	26	33	21		36.4	24.2	182	121	20	303	
	29	Derice Shumilov Susoho		SWE	34	24	39	21	42	24	26	25	38	30		35.8	24.8	179	124	25	303	

	30	Robin Heidengard		SWE	35	25	35	22	37	22	39	24	40	25	37.2	23.6	186	118	8	304
	31	Igor Pantelimonov		RUS	40	24	36	24	35	27	35	23	37	24	36.6	24.4	183	122	9	305
	32	Jirí Staněk		CZE	35	23	44	25	34	25	38	24	36	21	37.4	23.6	187	118	14	305
	33	Ondrej Skaloud		CZE	35	30	36	21	41	26	38	28	28	22	35.6	25.4	178	127	22	305
	34	Evgeny Slivko		RUS	34	28	34	26	35	23	40	26	35	28	35.6	26.2	178	131	11	309
	35	Aapo Pessi		FIN	31	25	34	25	43	30	36	28	32	26	35.2	26.8	176	134	17	310
	35	Markus Danner		AUT	37	25	39	24	34	30	41	23	31	26	36.4	25.6	182	128	17	310
	37	Torben Fjordvang		DEN	40	27	42	27	33	22	35	23	39	23	37.8	24.4	189	122	14	311
	38	Tom Karlsson Forsberg		SWE	36	25	42	25	31	23	37	32	35	25	36.2	26.0	181	130	20	311
	39	Jirí Toman		CZE	38	27	40	25	32	23	36	26	38	28	36.8	25.8	184	129	13	313
	40	Nikita Nasonov		RUS	38	30	40	28	36	26	34	24	37	22	37.0	26.0	185	130	14	315
	40	Eetu Ikola		FIN	40	24	41	29	39	21	36	26	35	24	38.2	24.8	191	124	14	315
	42	Benjamin Kreutner		AUT	37	31	47	23	32	24	39	27	32	26	37.4	26.2	187	131	23	318
	43	Yury Gyadukian		RUS	42	25	37	29	39	26	37	26	32	26	37.4	26.4	187	132	14	319
	44	André Machado		POR	39	27	37	28	33	29	51	23	34	24	38.8	26.2	194	131	24	325
	45	Angelo Friedli		SUI	42	23	44	27	36	26	39	28	38	23	39.8	25.4	199	127	13	326
	46	Per Pucher		AUT	45	29	35	27	43	24	40	25	35	23	39.6	25.6	198	128	16	326
	47	Ondrej Mysák		CZE	46	24	34	28	34	33	40	22	36	29	38.0	27.2	190	136	23	326
	48	Fábio Lima		POR	36	32	38	28	41	27	44	25	33	23	38.4	27.0	192	135	20	327
	49	Thomas Lottermoser		AUT	38	23	44	26	38	27	42	26	39	29	40.2	26.2	201	131	12	332
	50	Rui Oliveira		POR	41	27	37	26	39	23	38	28	44	29	39.8	26.6	199	133	13	332
	51	André Ferreira		POR	45	26	45	24	43	29	38	28	38	25	41.8	26.4	209	132	12	341
	52	Bernardo Silva		POR	47	30	41	24	44	23	46	28	42	27	44.0	26.4	220	132	13	352
	53	Fabian Zuberbühler		SUI	36	37	39	33	40	29	50	27	38	26	40.6	30.4	203	152	25	355
	54	Rasmus Villadsen		DEN	47	28	52	24	48	31	38	28	37	23	44.4	26.8	222	134	23	356
	55	Niclas Hansen		DEN	50	26	47	33	46	25	47	30	39	31	45.8	29.0	229	145	19	374
	56	Patrick Gois		SUI	47	30	40	27	43	35	55	29	44	30	45.8	30.2	229	151	23	380
	57	Will Donnelly		GBR	47	34	40	29	50	25	52	34	51	29	48.0	30.2	240	151	21	391
	58	Freddie Blackburn-Shaw		GBR	51	30	48	34	47	37	45	37	46	34	47.4	34.4	237	172	13	409


[Youth Female](#) | [Youth Male](#) | [Teams - Youth Female](#) | [Teams - Youth Male](#) | [Straight list](#) | [Lane statistics](#) | [Teams statistics](#) | [Most aces in a row](#)

TEAMS

Youth Female

Rank	Team	R1	R2	R3	R4	R5	R6	R7	R8	Avg	Total
1	 Austria	110	71	114	72	104	70	117	71	30.4	729
2	 Germany	109	72	105	78	111	75	117	76	31.0	743
3	 Sweden	111	73	115	85	101	80	110	74	31.2	749
4	 Czech Republic	112	76	106	79	102	81	112	83	31.3	751
5	 Russia	120	71	112	79	117	81	108	76	31.8	764
6	 Portugal	128	89	146	92	150	90	138	90	38.5	923

1  **Austria (0 substitutes)**



Martina Danner

Jennifer Helm

Lara Jehle








R1	R2	R3	R4	R5	R6	R7	R8	FAvg	EAvg	Total
33	22	34	22	35	27	40	22	36.0	23.5	235
37	24	38	26	30	24	38	27	36.7	24.8	244
40	25	42	24	39	19	39	22	37.8	22.5	250



		110	71	114	72	104	70	117	71	30.4	729	
	2  Germany (1 substitute)	R1	R2	R3	R4	R5	R6	R7	R8	FAvg	EAvg	Total
	Annika Dellmann	31	24	33	28	34	24	32	27	33.5	24.2	233
	Katharina Benn	41	25	37	25	39	23	38	24	38.2	24.8	252
	Vanessa Peuker	37	23	35	25	38	28	19	7 o	37.3	24.2	205
	Anna Rummelin							28	11 i	25	35.3	24.7
		109	72	105	78	111	75	117	76	31.0	743	
	3  Sweden (0 substitutes)	R1	R2	R3	R4	R5	R6	R7	R8	FAvg	EAvg	Total
	Jasmin Hansson	36	24	35	31	34	26	43	24	37.6	27.2	253
	Marielle Svensson	38	24	35	25	38	27	33	26	36.0	25.0	246
	Elisabeth Brandt	37	25	45	29	29	27	34	24	36.4	25.6	250
		111	73	115	85	101	80	110	74	31.2	749	
	4  Czech Republic (0 substitutes)	R1	R2	R3	R4	R5	R6	R7	R8	FAvg	EAvg	Total
	Karolína Jandová	37	25	33	24	30	27	31	28	34.5	24.8	235
	Ema Blazková	41	29	35	27	35	29	39	31	38.0	28.2	266
	Alena Dolezelová	34	22	38	28	37	25	42	24	38.8	25.2	250
		112	76	106	79	102	81	112	83	31.3	751	
	5  Russia (0 substitutes)	R1	R2	R3	R4	R5	R6	R7	R8	FAvg	EAvg	Total
	Yulia Korytina	36	21	36	26	38	26	34	26	35.8	25.2	243
	Polina Mogilevskaya	38	26	34	27	37	31	40	23	38.6	26.2	256
	Maria Zhidkova	46	24	42	26	42	24	34	27	39.8	25.0	265
		120	71	112	79	117	81	108	76	31.8	764	
	6  Portugal (0 substitutes)	R1	R2	R3	R4	R5	R6	R7	R8	FAvg	EAvg	Total
	Amara Silva	41	28	50	29	53	31	44	30	46.6	30.2	306
	Ana Lopes	51	27	41	33	46	28	41	36	44.6	32.0	303
	Tânia Monteiro	36	34	55	30	51	31	53	24	48.8	31.4	314
		128	89	146	92	150	90	138	90	38.5	923	

[Youth Female](#) |
 [Youth Male](#) |
 [Teams - Youth Female](#) |
 [Teams - Youth Male](#) |
 [Straight list](#) |
 [Lane statistics](#) |
 [Teams statistics](#) |
 Most aces in a row

TEAMS

Youth Male

Rank	Team	R1	R2	R3	R4	R5	R6	R7	R8	Avg	Total
1	 Germany	196	142	206	148	193	141	200	140	28.5	1366
2	 Sweden	205	145	205	137	204	139	195	147	28.7	1377
3	 Czech Republic	213	158	228	136	209	142	210	155	30.2	1451
4	 Switzerland	223	144	223	143	198	156	225	145	30.4	1457
5	 Russia	229	152	214	153	216	156	223	149	31.1	1492
6	 Austria	223	157	234	151	220	151	233	149	31.6	1518
7	 Portugal	234	157	223	159	233	153	240	149	32.3	1548

	1  Germany (0 substitutes)	R1	R2	R3	R4	R5	R6	R7	R8	FAvg	EAvg	Total
	Manuel Szablikowski	34	26	34	26	31	22	31	25	31.7	23.8	229
	Sebastian Piekorz	32	23	34	23	31	24	40	24	33.8	22.2	231
	Maximilian Frech	35	22	32	26	37	24	31	24	33.8	23.7	231
	Philip Lau	32	23	32	25	31	22	37	24	33.2	23.0	226
	Marcel Waleska	30	23	38	24	27	25	33	22	31.5	23.2	222

	Thomas Sieber	33	25	36	24	36	24	28	21	33.5	22.8	227
		196	142	206	148	193	141	200	140	28.5	1366	
	2  Sweden (0 substitutes)	R1	R2	R3	R4	R5	R6	R7	R8	FAvg	E Avg	Total
	Derice Shumilov Susoho	34	24	39	21	42	24	26	25	35.8	24.8	235
	Marcus Carlsson	32	23	36	24	34	23	29	27	33.8	24.6	228
	Markus Nilsson	42	26	30	21	29	23	35	25	33.4	24.0	231
	Robin Heidengard	35	25	35	22	37	22	39	24	37.2	23.6	239
	Alexander Dahlstedt	32	24	31	25	33	23	30	21	30.5	23.0	219
	Sebastian Ekängen	30	23	34	24	29	24	36	25	32.2	24.0	225
		205	145	205	137	204	139	195	147	28.7	1377	
	3  Czech Republic (2 substitutes)	R1	R2	R3	R4	R5	R6	R7	R8	FAvg	E Avg	Total
	Adam Doležálek	41	26	36	19	38	21	34	24	36.2	24.0	239
	Ondrej Skaloud	35	30	36	21	41	26	38	28	35.6	25.4	255
	Matej Novák	35	29	37	22	30	25	33	25	34.4	24.6	236
	Jirí Toman	38	27	40	25	32	23	36	26	36.8	25.8	247
	Pavel Gerza	29	23	35	24	34	22	31	28	32.8	24.8	226
	Jirí Staněk	35	23	44	25	34	25	23 ¹⁰ o 23 ¹⁷ i	1 ¹ o	37.4	23.6	232
	Ondrej Mysák							15 ⁹ i	1 ¹ o	38.0	27.2	16
		213	158	228	136	209	142	210	155	30.2	1451	
	4  Switzerland (2 substitutes)	R1	R2	R3	R4	R5	R6	R7	R8	FAvg	E Avg	Total
	Beat Wartenweiler	39	25	33	21	31	22	33	23	34.0	22.7	227
	Lars Anderegg	33	22	36	20	31	24	33	22	33.8	22.3	221
	Patrick Gois	47	30	40	27	43	35	13 ³ o 28 ¹⁷ i		45.8	30.2	263
	Angelo Friedli	42	23	44	27	36	26	39	28	39.8	25.4	265
	Jan Anderegg	31	21	34	23	31	23	29	22	31.2	22.8	214
	Kai Lödding	31	23	36	25	26	26	36	21	33.2	23.8	224
	Fabian Zuberbühler							42 ¹⁵ i	1 ¹ o	40.6	30.4	43
		223	144	223	143	198	156	225	145	30.4	1457	
	5  Russia (0 substitutes)	R1	R2	R3	R4	R5	R6	R7	R8	FAvg	E Avg	Total
	Evgeny Slivko	34	28	34	26	35	23	40	26	35.6	26.2	246
	Nikita Nasonov	38	30	40	28	36	26	34	24	37.0	26.0	256
	Igor Pantelimonov	40	24	36	24	35	27	35	23	36.6	24.4	244
	Sergei Alekseenko	35	23	34	22	36	27	35	25	36.0	24.4	237
	Kirill Taranenko	40	22	33	24	35	27	42	25	36.8	23.8	248
	Yury Gyadukian	42	25	37	29	39	26	37	26	37.4	26.4	261
		229	152	214	153	216	156	223	149	31.1	1492	
	6  Austria (0 substitutes)	R1	R2	R3	R4	R5	R6	R7	R8	FAvg	E Avg	Total
	Markus Danner	37	25	39	24	34	30	41	23	36.4	25.6	253
	Philip Leichtfried	35	29	37	26	39	22	35	25	34.8	24.8	248
	Thomas Lottermoser	38	23	44	26	38	27	42	26	40.2	26.2	264
	Julian Weibold	32	23	46	25	31	26	40	26	36.4	24.2	249
	Fabian Spies	36	28	33	23	35	22	35	24	34.6	23.8	236
	Per Pucher	45	29	35	27	43	24	40	25	39.6	25.6	268
		223	157	234	151	220	151	233	149	31.6	1518	
	7  Portugal (0 substitutes)	R1	R2	R3	R4	R5	R6	R7	R8	FAvg	E Avg	Total
	Rui Oliveira	41	27	37	26	39	23	38	28	39.8	26.6	259
	André Ferreira	45	26	45	24	43	29	38	28	41.8	26.4	278
	André Machado	39	27	37	28	33	29	51	23	38.8	26.2	267



Luís Silva
Fábio Lima
Tiago Bastos

33	24	38	26	41	25	36	21	36.0	24.0	244
36	32	38	28	41	27	44	25	38.4	27.0	271
40	21	28	27	36	20	33	24	35.2	23.2	229
234	157	223	159	233	153	240	149	32.3	1548	

[Youth Female](#) | [Youth Male](#) | [Teams - Youth Female](#) | [Teams - Youth Male](#) | [Straight list](#) | [Lane statistics](#) | [Teams statistics](#) | [Most aces in a row](#)

This tournament is administrated by [Bangolf Arena](#) version 1.0.4



WMF Gold Sponsors

Youth European Championships 2013

Updated: 2013-08-10 17:46

Get new pages automatically

Result

[Junior women](#) | [Junior men](#) | [Matches](#) | [Most aces in a row](#)

Junior women									
8 - part-final	R1	Quarter-final	R2	Semi-final	R3	Final	R4	Winner	
Annika Dellmann	4	Annika Dellmann	4	Jennifer Helm	7	Yulia Korytina	0	Karolína Jandová	
Polina Mogilevskaya	4								
Jennifer Helm	5	Jennifer Helm	6						
Vanessa Peuker	4								
Marielle Svensson	5	Marielle Svensson	3	Yulia Korytina	7				
Alena Dolezelová	1								
Yulia Korytina	3	Yulia Korytina	6						
Carolina Larsson	3								
Karolína Jandová	5	Karolína Jandová	5	Karolína Jandová	7				
Maria Zhidkova	5								
Anna Rummelin	4	Katharina Benn	2						
Katharina Benn	6								
Lara Jehle	4	Elisabeth Brandt	4	Elisabeth Brandt	6	Karolína Jandová	6		
Elisabeth Brandt	4								
Martina Danner	6	Martina Danner	3						
Jasmin Hansson	2								
						3:rd - 4:th		3:rd	
						Jennifer Helm	3	Elisabeth Brandt	
						Elisabeth Brandt	7	Elisabeth Brandt	

[Junior women](#) | [Junior men](#) | [Matches](#) | [Most aces in a row](#)

Junior men										
16 - part-final	R1	8 - part-final	R2	Quarter-final	R3	Semi-final	R4	Final	R5	Winner
Jan Anderegg	3	Ondrej Skaloud	5							

Ondrej Skaloud	4			Ondrej Skaloud	3					
Markus Nilsson	5	Markus Nilsson	4	Pascal Zeller	3	Pascal Zeller	1	Maximilian Frech	6	
Fabian Spies	3									
Beat Wartenweiler	3	Pascal Zeller	4							
Pascal Zeller	4									
Sebastian Ekängen	7	Sebastian Ekängen	1	Pascal Zeller	6					
Sergei Alekseenko	1									
Lars Anderegg	2	Julian Weibold	2	Kai Lödding	3	Kai Lödding	3	Maximilian Frech		
Julian Weibold	3									
Kai Lödding	6	Kai Lödding	4							
Luís Silva	6									
Tiago Bastos	7	Tiago Bastos	3	Philip Lau	3					
Philip Leichtfried	5									
Philip Lau	5	Philip Lau	6							
Derice Shumilov Susoho	2									
Marcel Waleska	3	Robin Heidengard	3	Maximilian Frech	5	Maximilian Frech	5	Maximilian Frech		
Robin Heidengard	6									
Maximilian Frech	5	Maximilian Frech	5							
Matej Novák	5									
Sebastian Piekorz	5	Sebastian Piekorz	3							
Miroslav Cibik	2									
Juuso Tasku	7	Juuso Tasku	4							
Kirill Taranenko	2									
Manuel Szablikowski	5	Manuel Szablikowski	4	Manuel Szablikowski	7	Manuel Szablikowski	4			
Radovan Struhár	1									
Thomas Sieber	4	Thomas Sieber	2							
Adam Dolezálek	3									
Pavel Gerza	5	Pavel Gerza	4							
Marcus	1									

Carlsson				Pavel Gerza	7				
Alexander Dahlstedt	4	Jirí Stanék	2						
Jirí Stanék	6								
							3:rd - 4:th		3:rd
							Kai Lödding	5	Kai Lödding
							Manuel Szablikowski	1	

[Junior women](#) | [Junior men](#) | [Matches](#) | [Most aces in a row](#)

This tournament is administrated by [Bangolf Arena](#) version 1.0.4